



**Complies with
new ANSI standard**

ACTIVE INFRARED DOOR SENSOR

i-oneX T

EXTRA-WIDE DETECTION AREA



BLACK

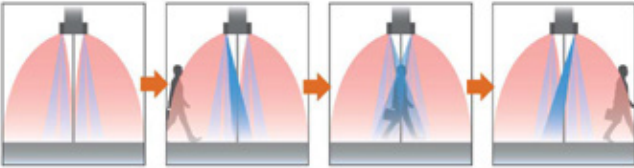
MONITORING CAPABILITY

i-oneX T has built-in “monitoring capability”. The i-oneX T monitors all its critical functions and notifies compatible controls when an error occurs. Self monitoring capability the life of the sensor.

BUILT IN SUPPLEMENTAL SIDELIGHT SAFETY

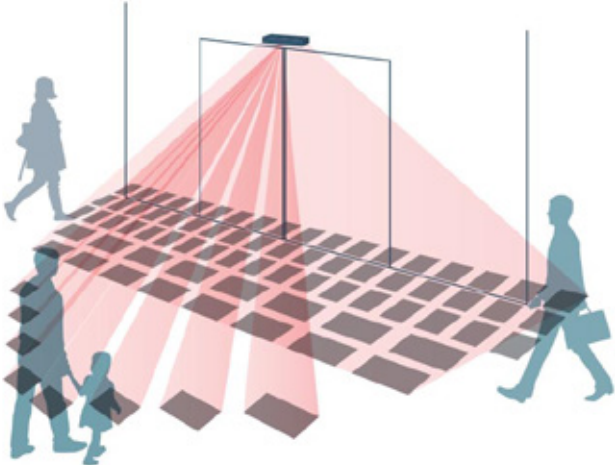
The i-oneX T has a wide and deep detection area that can cover not only the threshold area, but the sidelight area as well. The i-oneX T provides supplemental sidelight safety all from a single sensor. Provide your customers with the highest level of safety and functionality with the i-oneX T.

The extra-wide detection area covers the door opening plus sidelights, providing fast detection for traffic approaching from any angle.



BLUE ZONE

When the presence area detects a person or object, the sensor will activate the door and enable the “BLUE ZONE”; the area through the threshold. As long as the sensor remains in detection, the sensor will keep the door in the open position. Once the detection area is cleared, the “BLUE ZONE” will ignore the door panels and allow the door to safely close.



SPECIFICATIONS

Model	OA-FLEX T
Cover color	Black
Mounting height	67" to 9'10" (2.0m to 3.0m)
Detection area	See DETECTION AREA
Detection method	Active infrared reflection
Depth angle adjustment	Approach area -15° to +10° Presence/Motion area -10° to +8°
Power supply (*2)	12 to 24 VAC ±10% (50 / 60 Hz) 12 to 30 VDC ±10%
Power consumption	< 2.5 W (< 4 VA at AC)
Activation output	Form A relay 50 V 0.3 A Max.(Resistance load)
Safety output	Form A relay 50 V 0.3 A Max.(Resistance load)
Test input	Opto coupler Voltage 5 to 30 VDC
Output hold time	0.5 to 1.5 sec.
Response time	< 0.3 sec.
Operating temperature	C-31 °F to 131CF(-35°C to +55°C)
Operating humidity	< 80%
IP rate	IP54
Wpinht	14.6 oz (420 g)
Accessories	1 Operation manual2 Mounting screws1 Mounting template 1 Area adjustment tool 1 Cable 9'10" (3 m)



Complies with
new ANSI standard

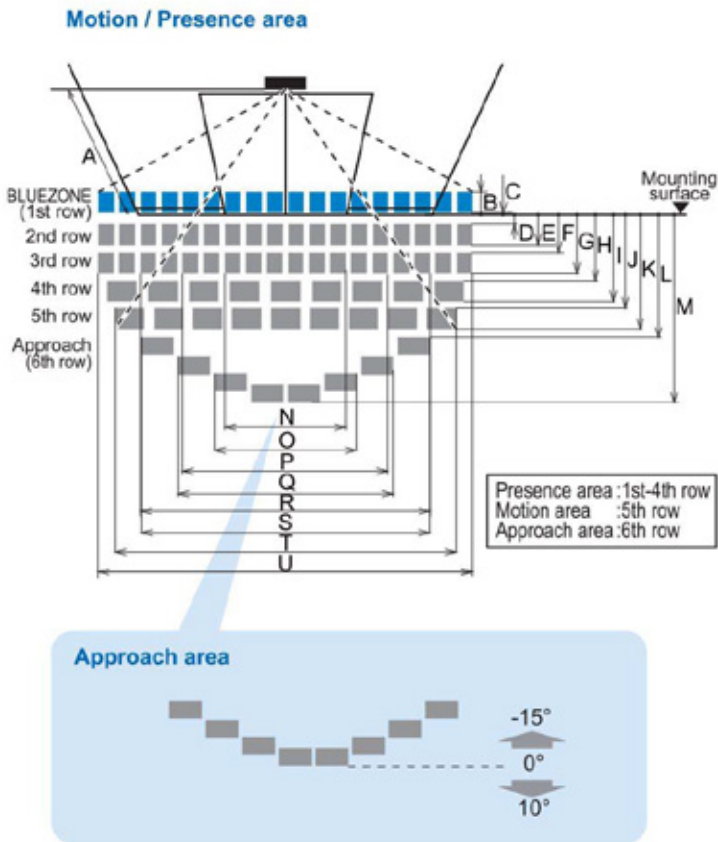
ACTIVE INFRARED DOOR SENSOR

i-oneX T

EXTRA-WIDE DETECTION AREA



i-oneX T DETECTION AREA

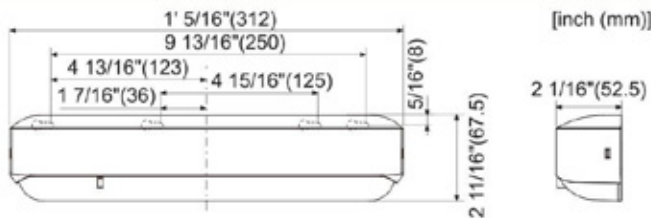


	[feet, inch (m)]		
A	7'3" (2.20)	8'2" (2.50)	9'10" (3.00)
B	9" (0.22)	10" (0.25)	1' (0.31)
C	6" (0.16)	7" (0.18)	8" (0.21)
D	2" (0.06)	3" (0.07)	3" (0.08)
E	7" (0.17)	8" (0.20)	9" (0.24)
F	1'7" (0.49)	1'10" (0.55)	2'2" (0.65)
G	1'8" (0.50)	1'11" (0.58)	2'4" (0.70)
H	2'8" (0.82)	3'1" (0.93)	3'8" (1.11)
I	2'10" (0.86)	3'3" (0.99)	3'11" (1.19)
J	3'5" (1.04)	3'10" (1.18)	4'8" (1.41)
K	3'7" (1.09)	4'1" (1.24)	4'11" (1.49)
L	4'9" (1.45)	5'5" (1.65)	6'6" (1.98)
M	8'1" (2.46)	9'2" (2.79)	11' (3.35)
N	4'6" (1.38)	5'2" (1.57)	6'2" (1.89)
O	7'1" (2.15)	8' (2.45)	9'8" (2.95)
P	8'4" (2.53)	9'5" (2.88)	11'4" (3.45)
Q	10'6" (3.20)	12' (3.65)	14'4" (4.38)
S	14' (4.27)	15'11" (4.86)	19'2" (5.84)
T	13'5" (4.10)	15'4" (4.67)	18'4" (5.60)
U	16'9" (5.10)	19' (5.79)	22'10" (6.95)

Approach area
*Mounting Height = 7'3" (2.2m) [feet, inch (m)]

	-15°	0°	+10°
L	2'2" (0.67)	4'9" (1.45)	6'9" (2.06)
M	5'1" (1.54)	8'1" (2.46)	12' (3.65)
O	5'7" (1.69)	7'1" (2.15)	8'2" (2.50)
Q	8'3" (2.52)	10'6" (3.20)	11'8" (3.56)
S	12' (3.66)	14' (4.27)	15'7" (4.76)

DIMENSIONS



International Door Closers, Inc.

COPYRIGHT 2018 INTERNATIONAL DOOR CLOSERS, INC

West: 800-544-4422 • East: 800-225-6737

www.intldoorclosers.com