



# PREMIUM PUSH PLATES 4¾" PUSH PLATES

## PBS SERIES

### PREMIUM PUSH PLATES FOR KNOWING ACT APPLICATIONS

#### PRODUCT FAMILY – PBS SERIES



**10PBS1**  
Push To Open  
Text and Logo



**10PBS**  
Push To Open  
Text Only



**10PBS10**  
Plain Stainless  
Steel Face Plate



**10PBSLL**  
Large Handicap  
Logo Only



**10PBSE**  
Push To Exit  
Text Only



**10PBS1B**  
Blue Finish  
Text and Logo



**10PBS1SB**  
Satin Brass Finish  
Text and Logo

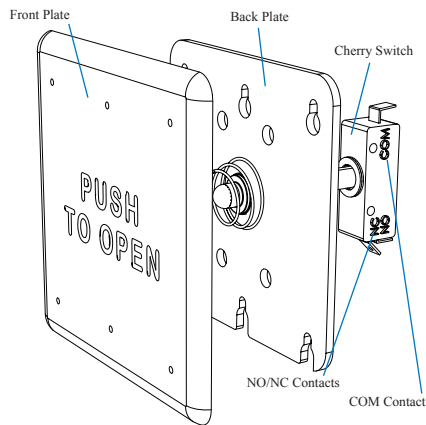


**10PBS1BB**  
Mirror Brass Finish  
Text and Logo



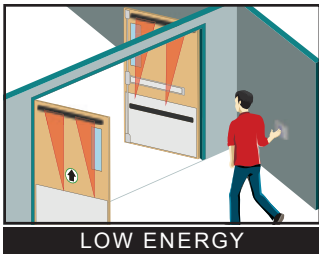
The PBS Series is a standard 4¾" square push plate with a highly durable design and embossed graphics. The PBS Series push plate is a stainless steel, aesthetically pleasing and weather resistant actuator.

#### COMPONENTS VIEW

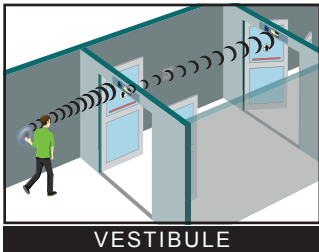


#### FEATURES

- The push plate surface area is optimal for bollard and wall mount applications while not detracting from the surrounding architecture
- Beveled edges provide a tamper / vandal resistant solution
- Activation across the entire surface area of the push plate
- Stainless steel finish is resistant to scratches & scuffing as well as rust
- Text and logo are abrasive etched onto the surface for maximum durability
- Available in multiple styles to meet specifications and customer requests
- A standard weather boot protects the cherry switch from harsh environments




LOW ENERGY



VESTIBULE



REQUEST TO EXIT



BOLLARDS



PUSH PLATES



MAGIC SWITCH

APPLICATIONS

## BENEFITS

- Grade 304 stainless steel maximizes corrosion resistance and reduces rusting
- Stainless steel materials are 100% recyclable and environmentally friendly
- Available in hard wired and wireless options (RF 433, 390 or 300 MHz)


## MOUNTING ACCESSORIES



10BOX475SQSM  
Surface Mount




10BOX475SQFM  
Flush Mount




10WRSQ475  
4 3/4 inch  
Weather Ring



10BOXDG4H  
4 x 4 inch  
Surface Mount

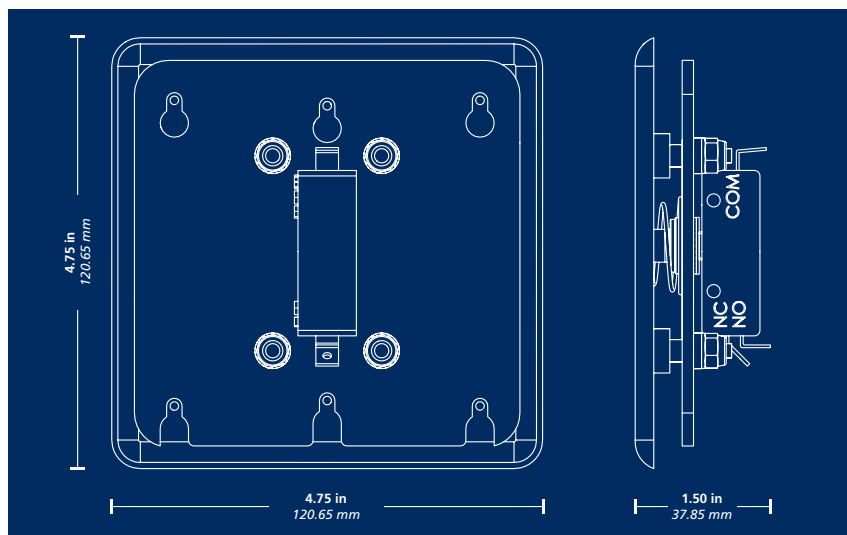


10PBBRACKET  
Surface  
Mount Kit



10PBBRACKETCA  
Clear Anodized  
Surface Mount

## DIMENSION DETAILS



BACK

SIDE

RELATED PRODUCTS

## TECHNICAL SPECIFICATIONS

Materials	Faceplate: 16 gauge, 304 2B Stainless Steel Backplate: 1/8 inch thick, Aluminum Mounting Screws: Stainless Steel, 6-32 x 1 in & 8-32 x 1 in Allen Head Size: 5/64
Cherry Switch	Single-pole, 15 A, COM/NO/NC
Compatible Wireless Frequencies	433, 390 or 300 MHz
Specifications are subject to change without prior notice.	

**DISCLAIMER** This document as well as all other enclosed documents (quotation / specification / other) are provided «as is» without warranties of any kind, either expressed or implied, including but not limited to the implied warranties of merchantability, fitness for a particular purpose, or non-infringement. / Information is supplied upon the condition that the persons receiving it will make their own determination as to its suitability for their purposes prior to use. In no event will IDC be responsible for damages of any nature whatsoever resulting from the use of or reliance upon information from this document or the products to which the information refers. / IDC has the right without liability to change descriptions and specifications at any time. / Prices, shipping and availability are subject to change without prior notice.

