



SURFACE MOUNTED ELECTRIC STRIKE

IDC-10STRIKE RE

RIM EXIT STRIKE



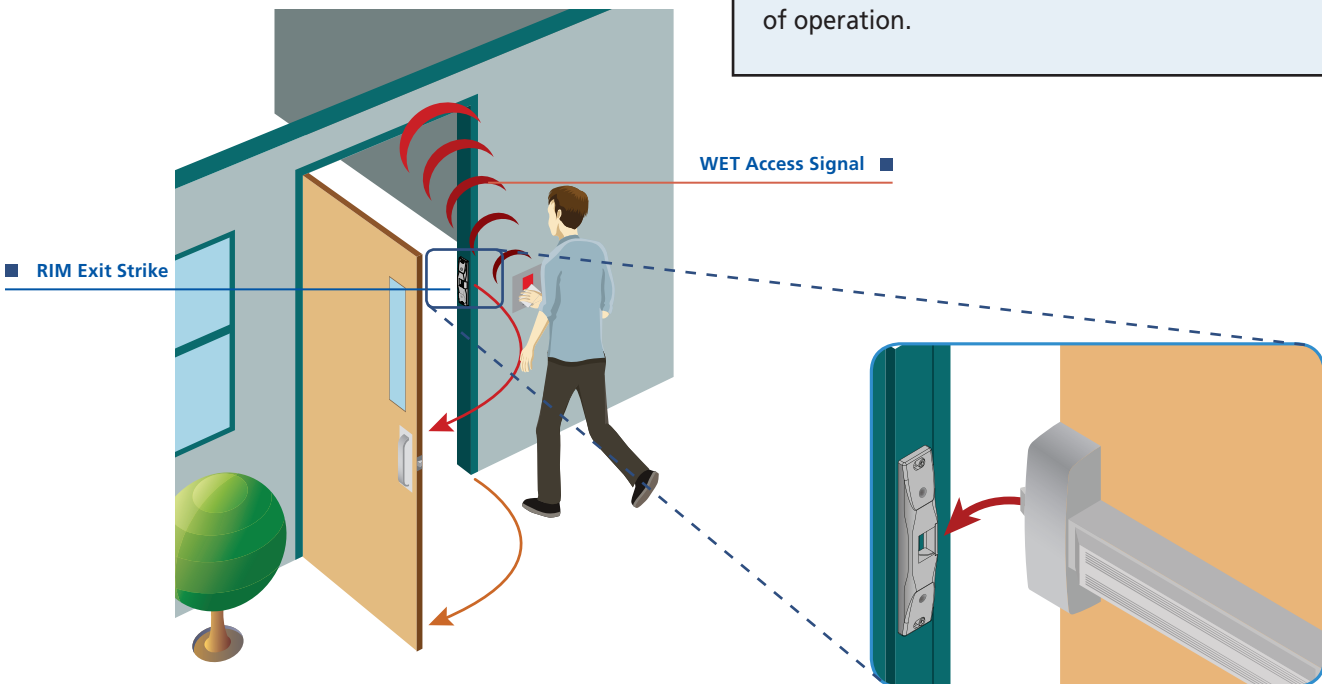
FEATURES

- **IDC-10STRIKE RE**
- UL/ULC listed for up to 1500 lbs of static strength
- Conventional keeper design promotes even-load distribution in the event of a forced entry
- Reinforced housing reduces twisting on imperfect frames
- Brushed, US32D, stainless steel provides a complementary finish to existing door hardware.



FRAME MOUNTED LOCKING DEVICE

The Rim exit strike is designed specifically for rim exit devices. This strike is completely surface mounted, which eliminates the need to cut into the door frame. The Rim Exit strike has a 3-hour fire rating and has been independently tested for over 4 million cycles of operation.

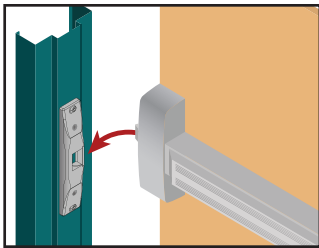


International Door Closers, Inc.


COPYRIGHT 2018 INTERNATIONAL DOOR CLOSERS, INC

West: 800-544-4422 • East: 800-225-6737


www.intldoorclosers.com



SURFACE MOUNTED TO THE DOOR FRAME




UNIVERSAL CYLINDRICAL ELECTRIC STRIKE



UL LISTED MAGLOCKS



ACCESS CONTROL



REX DETECTOR

APPLICATIONS

APPLICATIONS

- Healthcare
- Airports
- Retail / Wholesale
- Education
- Government
- Museums / Galleries


DOOR COMPATIBILITY

DOOR FRAME TYPE			DOOR LOCK TYPE			
Narrowline Aluminum	Hollow Metal	Wood	Narrowline Aluminum	Cylindrical	Mortise	Rim Exit Device

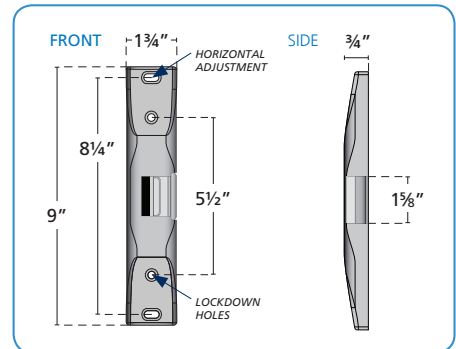
STRIKE FAMILY

COMPONENTS

- 1 Electric Strike, x1
- 2 Mounting Screws, x4
- 3 Allen Key, x1
- 4 Modular plug-in wire connectors, x2



PRODUCT SPECS



PRODUCTS FAMILY

TECHNICAL SPECIFICATIONS

MODE	VOLTAGE	DUTY	SOUND	AMPS†	OHMS‡
Fail Safe	12 VAC	Intermittent	Buzz	0.30	22
	12 VDC	Continuous	Silent	0.50	22
Fail Safe	24 VAC	Intermittent	Buzz	0.64	22
	24 VDC	Continuous	Silent	0.24	89
Fail Safe	11 VAC	Intermittent	Buzz	0.28	22
	16 VDC	Intermittent	Buzz	0.50	22

Intermittent Duty – Energized less than 1 minute with duty ratio 1:5

Continuous Duty – Energized 1 minute or more

† Amp ratings are based on maximum current draw at +50°F and include initial power-up current

‡ Nominal resistance at +77°F ±7% tolerance

Specifications are subject to change without prior notice.

DISCLAIMER This document as well as all other enclosed documents (quotation / specification / other) are provided «as is» without warranties of any kind, either expressed or implied, including but not limited to the implied warranties of merchantability, fitness for a particular purpose, or non-infringement. / Information is supplied upon the condition that the persons receiving it will make their own determination as to its suitability for their purposes prior to use. In no event will IDC be responsible for damages of any nature whatsoever resulting from the use of or reliance upon information from this document or the products to which the information refers. / IDC has the right without liability to change descriptions and specifications at any time. / Prices, shipping and availability are subject to change without prior notice.

