



36" FACEPLATE FOR MAXIMUM ACCESSIBILITY

LPR36 PUSH PLATE

ACCESSIBILITY SERIES

1ST PEDESTRIAN DOOR PUSH PLATE LISTED UNDER UL325

DAMAGE RESISTANT TO HEAVY DUTY IMPACTS



IDEAL FOR INDIVIDUALS WITH LIMITED MOBILITY



The LPR36 maximizes accessibility and independence for people with disabilities. The entire surface is "all-active" with four redundant membrane switches for consistent coverage. The LPR36 is constructed from a stainless steel faceplate that makes it highly durable and able to withstand harsh weather conditions, while keeping it rust and corrosion free.

FEATURES

- 36 x 6 inch activation area
- Low profile and 1-inch thick with a stainless steel faceplate
- Clear, powdercoat finish reduces unwanted fingerprinting
- "All-active" faceplate allows activation from any angle
- Listed under UL325 for both US and Canada
- Exceeds the California Building Code: Section 1117B.6
- Can be mounted to either a wall or bollard in a few easy steps
- Ideal for users with limited mobility or when accessibility is key
- Optional built-in wireless transmitter is pre-installed in the top end cap

International Door Closers, Inc.

COPYRIGHT 2018 INTERNATIONAL DOOR CLOSERS, INC

West: 800-544-4422 • East: 800-225-6737
www.intldoorclosers.com




WIRELESS OPTIONS
10LPR36'-433, 300



HARDWIRED OPTION
10LPR36'-HW



10BOLLARD



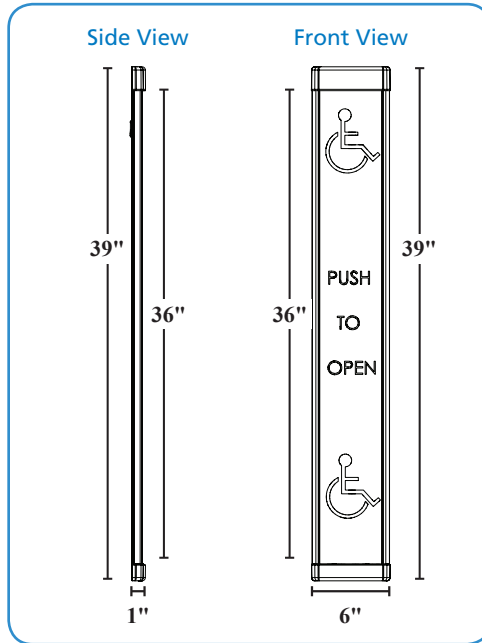
10BOLLARD²_WOH

**BLK= Black, SLV= Silver,
BRZ= Bronze**

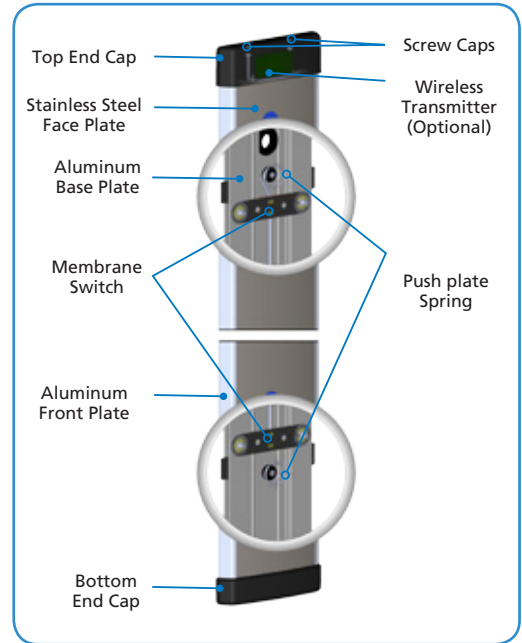
PRODUCT FAMILY

RELATED PRODUCTS

DIMENSION DETAILS



PRODUCT DETAILS



MATERIAL SPECIFICATIONS

Switch Traces	FR4 Gold Plated
Membrane Switches	3M 7993MP
Base Plate	Aluminum
Faceplate	Stainless Steel
End Cap	UL94 ABS

TECHNICAL SPECIFICATIONS

Contact Configuration	SPST N.O.
Switching Voltage	.1 to 50 VDC
Switching Capacity	1 Watt
Switching Current	.005 to 100 ma DC
Contact Bounce	< .3 ms make; < .6 ms break
Trip Force	1.5 lbs
Two Conductor Cabling	24 awg
7 x 32 stranding UL 1007	
Operation Temperature	-31° F to +212° F -35° C to +100° C
Contact Life	2 million cycles
Transmitter Frequency	300, 390, or 433 MHz

Specifications are subject to change without prior notice.

DISCLAIMER This document as well as all other enclosed documents (quotation / specification / other) are provided «as is» without warranties of any kind, either expressed or implied, including but not limited to the implied warranties of merchantability, fitness for a particular purpose, or non-infringement. / Information is supplied upon the condition that the persons receiving it will make their own determination as to its suitability for their purposes prior to use. In no event will IDC be responsible for damages of any nature whatsoever resulting from the use of or reliance upon information from this document or the products to which the information refers. / IDC has the right without liability to change descriptions and specifications at any time. / Prices, shipping and availability are subject to change without prior notice.



International Door Closers, Inc.

COPYRIGHT 2018 INTERNATIONAL DOOR CLOSERS, INC

West: 800-544-4422 • East: 800-225-6737

www.intldoorclosers.com