

CONTINUOUS GEAR HINGE CLEARANCE CALCULATION CHART FOR MODELS: A110HD/LL, A111HD/LL, A140HD/LL, A240HD/LL, A260HD, A270HD/LL, A410HD/LL

CAUTION: Please follow the installation instructions carefully. Not doing so may result in improper installation voiding the manufacturer's warranty. All HINGE KING hinges have a permanent factory applied lubricant on the geared areas. Removal or alteration of this lubricant, anodizing or painting of this product in the field will void the warranty.

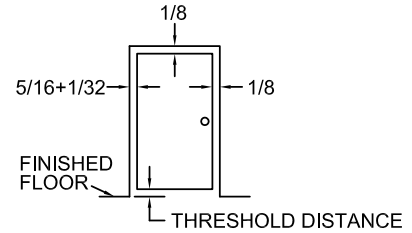
CLEARANCE REQUIREMENT CALCULATION

Single Door: Frame opening minus Total Clearance Required = Net Door Width

Double Door: Frame Opening minus Total Clearance Required Divided by 2 = Net Door Width Per Door

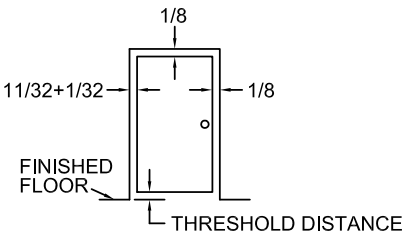
SINGLE DOORS (SQUARE EDGES)

<u>CLEARANCES</u>	
A. HINGE THICKNESS	5/16" (0.312)
B. LOCKSIDE CLEARANCE	1/8" (0.125)
C. CLEARANCE FOR IRREGULARITIES	+ 1/32" (0.031)
<u>TOTAL CLEARANCE REQUIRED</u>	15/32" (0.468)



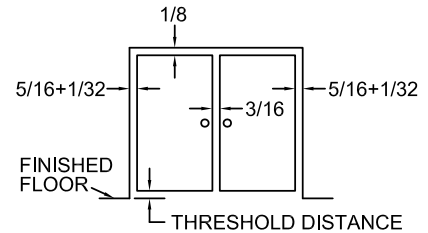
SINGLE DOORS (BEVELED EDGES)

<u>CLEARANCES</u>	
A. HINGE THICKNESS	5/16" (0.313)
B. LOCKSIDE CLEARANCE	1/8" (0.125)
C. BEVELED EDGED CLEARANCE	1/32" (0.031)
D. CLEARANCE FOR IRREGULARITIES	+ 1/32" (0.031)
<u>TOTAL CLEARANCE REQUIRED</u>	1/2" (0.500)



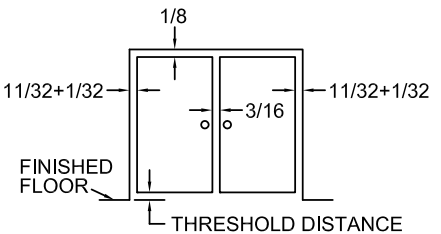
PAIRS OF DOORS (SQUARE EDGES)

<u>CLEARANCES</u>	
A. FIRST HINGE THICKNESS	5/16" (0.313)
B. FIRST CLEARANCE FOR IRREGULARITIES	1/32" (0.031)
C. EDGE TO EDGE CLEARANCE	3/16" (0.187)
D. SECOND HINGE THICKNESS	5/16" (0.313)
E. SECOND CLEARANCE FOR IRREGULARITIES	+ 1/32" (0.031)
<u>TOTAL CLEARANCE REQUIRED</u>	7/8" (0.875)



PAIRS OF DOORS (BEVELED EDGES)

<u>CLEARANCES</u>	
A. FIRST HINGE THICKNESS	5/16" (0.313)
B. FIRST CLEARANCE FOR IRREGULARITIES	1/32" (0.031)
C. FIRST BEVELED EDGE CLEARANCE	1/32" (0.031)
D. EDGE TO EDGE CLEARANCE	3/16" (0.187)
E. SECOND HINGE THICKNESS	5/16" (0.313)
F. SECOND CLEARANCE FOR IRREGULARITIES	1/32" (0.031)
G. SECOND BEVELED EDGE CLEARANCE	+ 1/32" (0.031)
<u>TOTAL CLEARANCE REQUIRED</u>	15/16" (0.937)



CONTINUOUS GEAR HINGE DOOR CLEARANCE CHART-INTERNATIONAL DOOR CLOSER-00.DWG

INTERNATIONAL DOOR CLOSER

1140 KRAEMER PLACE, ANAHEIM, CA 92806
TEL: (714) 666-0390 (800) 544-4422
FAX: (714) 666-2215

CONTINUOUS GEAR HINGE DOOR CLEARANCE CHART

ISSUED 01-22-10